

# Pre-Season Face to Face Training

Experience & Activity Host – (TUI BLUE For Two)



Training Locations (All transfers at destination will be provided)

**DATES: 6<sup>TH</sup> TO 11<sup>TH</sup> OF MARCH**

- LOCATION: TUI MAGIC LIFE MASMAVI, ANTALYA, TURKEY
- ARRIVAL AIRPORT: AYT
- BOARD BASIS: ALL INCLUSIVE
- CURRENCY: TURKISH LIRA OR EUROS
- TIME ZONE: CET +2



# Pre-Season Face to Face Training

## Experience & Activity Host – (TUI BLUE For Two)

### Provided by TUI

- **Flights** to the training, and rail travel to your departure airport (if you request this).
- **Transfers** to and from your training destination airport. After you collect your luggage, exit the airport and look for a driver's sign with your name or a TUI airport rep/desk for information.
- **Accommodation** at the training destination. You will share a twin room with a same-sex colleague attending the same training. Please be respectful if you arrive late at night.
- **Food and soft drinks** for the duration of your stay.
- **Towels**, hairdryer, kettle, mini fridge and some basic toiletries are provided in your room.

### What you should bring

- **Passport** or ID Card
- Travel **insurance** information
- **Money**. Most places accept credit/debit cards or cash in local currency in case you want to purchase extras or souvenirs.
- Any **medication** you might need.
- **Swimming costume** to be in the pool and learn / deliver the pool based programmes. No exception.
- Casual, clean and comfortable **clothes** for training. No ripped jeans, revealing or inappropriate clothing please – See next slide for more details.
- **Jacket** or hoodie for the evening as it might be cooler.
- **End of Training Celebration Dinner outfit** – Dress to impress!
- **Chargers** and EU plugs for your devices. You might find an extension lead handy if you have lots of devices.
- **Notepad** & pen to take notes during training.



# Top tips!


## To help you be prepared for your trip



- 1 Check all your flight details and information as soon as you receive the confirmation so that any mistakes can be rectified in time, and so that you can plan your trip.
- 2 Don't forget to do the Online Check-in in advance for your flight and arrive at the airport at least 2 hours before departure.
- 3 Check the luggage allowance on your ticket with the airline. We will include one piece of checked luggage, usually around 20 kgs (for training). If your luggage is over the weight allowed by the airline you will need to pay yourself.
- 4 Keep the original receipts for any travel to training expense you have paid yourself. This would need to be pre-approved and you can only claim the money back with an original receipt.
- 5 There are currently no COVID-19 travel restrictions. However, please keep yourself informed about the training destination you are travelling to, and we will inform you if any rules regarding vaccinations, COVID testing or face masks change.
- 6 Bring a short extension lead to charge your devices, then you only need to bring 1 EU plug adapter.
- 7 As Turkey is not in the EU you must pay for calls and for using mobile data, so check your mobile contract in advance. Turn the mobile data off before getting on the flight. Wi-Fi in the hotel is provided and tends to work very well.
- 8 For training, we strongly advice all attendants to take their own personal travel insurance which can cover any loss or medical matter.
- 9 Training will take place at our TUI resorts, so please remember to be respectful of all our colleagues and guess by ensuring your behaviour reflects that of one expected in your destination, as a proud ambassador of TUI.
- 10 Come with an open mind, be ready to learn, ask lots of questions and meet your new colleagues. And most of all have FUN!!



## Dress code

- From the moment you arrive at the training venue you will be representing the business. Its important that you always present a positive smart image, both in the way you dress and the way you behave.
- Dress smart, but comfortable during training sessions. There will be a mixture of classroom, practical and possibly some outdoor activities. The evenings will be cooler, so bring a jacket, cardigan or jumper.





### What NOT to wear during training

Of course, you are free to wear your own clothes during your free time in the evenings.