



# TUI BLUE CONCEPT TRAINING 2025

FITNESS INSTRUCTOR - EXPERIENCED

Location: **TUI Magic Life Masmavi, Antalya, TURKEY**

Dates: **ADULTS ONLY / SENSATORI - 10/03/25 - 24/03/25**  
**FAMILY FUN 10/03/25 - 22/03/25**

Arrival Airport: **AYT**

Board Basis: **ALL INCLUSIVE**

Currency: **EUROS OR TURKISH LIRA**

Time Zone: **CET +2**



## IMPORTANT INFORMATION

### PROVIDED BY TUI

#### Flights:

To the training, and rail travel to your departure airport (if you request this).

#### Transfers:

To and from your training destination airport. After you collect your luggage, exit the airport and look for a driver's sign with your name or a TUI airport rep for information.

#### Accommodation:

At the training destination. You will share a twin room with a same-sex colleague attending the same training. Please be respectful if you arrive late at night.

#### Food and soft drinks:

For the duration of your stay.

#### Amenities:

Towels, hairdryer, kettle, mini fridge and some basic toiletries are provided in your room.

### WHAT YOU SHOULD BRING

#### Passport:

or ID Card

#### Travel Insurance:

Bring all information related to your medical and travel insurance for the duration of the training.

#### Money:

Most places accept credit/debit cards or cash in local currency in case you want to purchase extras, souvenirs or alcoholic beverages. The local currency for Turkey is the Turkish Lira.

#### Any medication:

That you take or might need

#### Jacket:

Hoodie for the evening as it might be cooler.

#### Clothes:

Casual, clean and comfortable sports/fitness clothes for training. No ripped jeans or other inappropriate clothing please. Time to shine - celebratory cocktails! Smart dress!

#### Chargers

#### and EU plugs for your devices:

You might find an extension lead handy if you have lots of devices.

#### Laptop / iPad and Notepad:

Own device if you don't have a TUI one and bring a notepad for note taking during training.

### TOP TIPS

To help you be prepared for your trip!

- 1** Check all your flight details and information as soon as you receive the confirmation so that any mistakes can be rectified in time, and so that you can plan your trip.
- 2** Don't forget to do the Online Check-in in advance for your flight and arrive at the airport at least 2 hours before departure.
- 3** Check the luggage allowance on your ticket with the airline. We will include one piece of checked luggage, usually around 20 kgs. If your luggage is over the weight allowed by the airline you will need to pay yourself.
- 4** Keep the original receipts for any travel to training you have paid yourself. This would need to be pre-approved and you can only claim the money back with an original receipt once in your summer destination.
- 5** Bring a short extension lead to charge your devices, then you only need to bring 1 EU plug adapter.
- 6** As Turkey is not in the EU you have to pay for calls and for using mobile data, so check your mobile contract in advance. Turn the mobile data off before getting on the flight. Wi-Fi in the hotel is very good. If unsure, always check with your provider first.
- 7** Training will take place at our TUI resorts, so please remember to be respectful of all our colleagues and guest, by ensuring your behavior reflects that of the one expected in your destination, as a proud ambassador of TUI.
- 8** Come with an open mind, be ready to learn, ask lots of questions and meet your new colleagues. And most of all have FUN!!

### DRESS CODE

From the moment you arrive at the training venue, you will be representing the business. It is therefore important that you present a positive smart image at all times, both in the way you dress and the way you behave.




Dress comfortably for training sessions, as they will include a mix of classroom and practical outdoor activities. Most sessions will be held at the outdoor platform, so warm fitness clothing is recommended. Evenings also tend to be cooler, so please bring a jacket, cardigan, or jumper.

**Below are some good and not so good examples of what to pack:**



### What NOT to wear during training:

Of course you are free to wear your own clothes during your free time in the evenings.



### ADDITIONAL INFORMATION

To view the TUI training website to see your training journey and read the frequently asked questions , please follow the QR code below:



**Thank you!**  
Your TUI BLUE and Hotel Concepts  
Training Team